

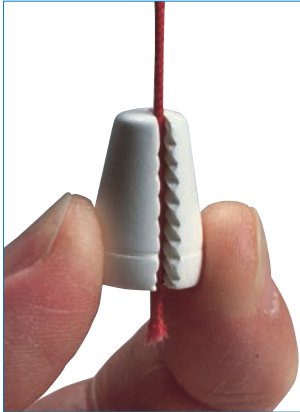


# PERFORMANCE ROPE HOLDING



# PERFORMANCE ROPE HOLDING

## How our cleats work



A deceptively simple ridged 'V' groove holds ropes firmly, yet is devoid of any moving parts to break or seize. It allows the immediate release of the rope by a short upward and backward pull.

Always tension the rope before it enters the cleat. Dragging the rope backwards over the teeth may cause damage, especially to the nylon cleats.

**Clamcleat® rope cleats are not suitable for metal ropes.**

## Special designs and custom manufacture

In addition to the products shown in this catalogue, we are also able to supply special models or adaptations of existing cleats. This can be as simple as producing a cleat in a specific colour, adding or removing a roller, or as complex as designing and manufacturing a completely new item using our own in-house research and tool-making facilities.

Our experience enables us to produce the correct tooth form for each application, which is crucial in ensuring a successful cleat. Our designers are always interested in discussing new ideas and applications.

Visit [plasticmoulding.net](http://plasticmoulding.net) to see our manufacturing capabilities and a selection of case studies. Our associate company in Costa Rica offers trade moulding facilities for the Americas. See [www.imatscr.com](http://www.imatscr.com)



## A short company history

In 1963 the mischance parting of a light pull-cord from its knob triggered off the thought that there must be a better means of attachment than threading the cord through a hole and tying a knot. With the 'necessity' established, the 'invention' followed in short order and was proved by a model of the first of our cleats – grip commensurate with load and no moving parts.

Following exhaustive development work and material trials, the first nylon cleats were produced in 1965. In the same year Clamcleats Limited was formed, initial patents were filed and the trade mark Clamcleat was registered. The company recently celebrated 50 years of performance rope holding.

The business is a family concern with sound engineering and administrative background and dedicated to offering quality and personal service. Right from the beginning, it has been company policy to offer excellent service to all our customers. Good stocks are held so most orders can be supplied ex-stock, via distributors throughout the sailing world.

All manufacturing is undertaken in house, from design and toolmaking, through casting and moulding to finishing and packaging. This ensures all stages of production can be closely controlled to ensure high quality cleats.

Whilst Clamcleat® rope cleats sell chiefly in the sail-boat and windsurfing markets, there are numerous industrial applications but no call, so far, for a switch pull-cord cleat!



Whilst every effort is made to ensure that all specifications given in the technical information is correct, they shall not be deemed to be a representation or warranty on behalf of the Company and the Company shall not accept any liability for the accuracy thereof in any circumstances.

The names CLAMCLEAT and LINE-LOK are the registered trade marks of Clamcleats Limited  
Front cover second photograph down courtesy of RS Sailing.

## INDEX by product code and name

CL201 Vertical	12
CL202 Horizontal	12
CL203 Junior	7
CL203W White Junior	7
CL203W/S1 Roller Fairlead White Junior	5
CL203W/S2 White Junior with Roller	9
CL204 Mini	4
CL204W White Mini	4
CL205 Major	13
CL206 Lateral (Starboard)	12
CL207 Lateral (Port)	12
CL208 Clam-Bollard	13
CL209 Midi	12
CL210 Clam-Bollard Major	13
CL211Mk1and	
CL211Mk1AN Hard Anodised Racing Junior Mk1	7
CL211Mk2 and	
CL211Mk2AN Hard Anodised Racing Junior Mk2	6&10
CL211Mk2/S2 and	
CL211Mk2AN/S2 Hard Anodised Racing Junior Mk2 with Becket	6
CL212 Leech Line Cleat	11
CL212A Shield for CL212	11
CL212BP Backplate for CL212	11
CL212BP Black Backplate for CL241AN, CL258AN and CL259AN	11
CL213 Fine Line (Starboard)	4
CL214 Fine Line (Port)	4
CL214W White Fine Line (Port)	11
CL215 Side-fixing Midi	12
CL217Mk1 and	
CL217Mk1AN Hard Anodised Side Entry Mk1 (Starboard)	7
CL217Mk2 and	
CL217Mk2AN Hard Anodised Side Entry Mk2 (Starboard)	7
CL218Mk1 and	
CL218Mk1AN Hard Anodised Side Entry Mk1 (Port)	7
CL218Mk2 and	
CL218Mk2AN Hard Anodised Side Entry Mk2 (Port)	7
CL219, CL219VB and	
CL219AN Hard Anodised Racing Vertical	12
CL220 and CL220VB	
Racing Major	13
CL221 Dinghy Leech Line Cleat	11
CL222 and	
CL222AN Hard Anodised Racing Mini	4
CL223 Loop Cleat	8
CL223W White Loop Cleat	8
CL2245 Stainless Steel Fairlead for CL205, CL220, CL239 and CL240	13
CL228 Vertical with Integral Fairlead	12
CL230 and	
CL230AN Hard Anodised Racing Junior Mk1 with Roller	5&8
CL231 Midi with Integral Fairlead	12
CL232 Cub Cleat	5
CL233 Sail Line Cleat	11
CL233BP Backplate for CL233	11
CL234	
Fender / Large Loop Cleat	8
CL234W	
Fender / Large White Loop Cleat	8
CL235 Cleat & Integral Clamp	14
CL236 and	
CL236AN Hard Anodised Roller Fairlead Racing Junior Mk1	5
CL237 Vertical with Spring Gate	13
CL238	
Racing Vertical with Spring Gate	13
CL239 Major with Spring Gate	13
CL240	
Racing Major with Spring Gate	13
CL241 and	
CL241AN Hard Anodised Racing Sail Line Cleat (Port)	5&11
CL243/L	
Nylon Insert Cleat with Fairlead	11
CL243/S5	
Cleat and Integral Clamp	14
CL244	
Aluminium Boom Cleat and Clamps	10&14
CL244/L	
Aluminium Insert Cleat with Fairlead	11
CL247	
Compact Twin Sheave Cleat	10
CL248	
Cleat with Hook and 3 Sheaves	10
CL249 Tug Cleat	10
CL250 The Gap Closer	10
CL253 and	
CL253AN Hard Anodised Trapeze and Vang Cleat	5,8&10
CL254 and	
CL254AN Hard Anodised Racing Midi	12
CL255 and	
CL255AN Hard Anodised Omega Cleat	5
CL257 Auto-Release Racing Mini	4
CL258 and	
CL258AN Hard Anodised Racing Fine Line (Starboard)	4&11
CL259 and	
CL259AN Hard Anodised Racing Fine Line (Port)	4&11
CL260 Line-Lok® (5 colours)	8
CL261 Power Grip 1	10
CL262 Power Grip 2	10
CL263 Micros	6
CL263W White Micros	6
CL264 and	
CL264AN Hard Anodised Cobra Cleat	8&10
CL265 and	
CL265AN Hard Anodised Bar Cleat	14
CL266 Mini Line-Lok® (5 colours)	8
CL267 Racing Sail Edge Cleat	11
CL268 and	
CL268AN Hard Anodised Racing Micros	6
CL269 Sail Edge Cleat	11
CL270 and	
CL270AN Hard Anodised Racing Micros with Becket	6
CL271 Large Line-Lok® (5 colours)	8
CL272Mk2 Juniors	6
CL272WVm2 Juniors	6
CL273 and	
CL273AN Hard Anodised Racing Sail Line Cleat	5&11
CL275 and	
CL275AN Hard Anodised Racing Micros	4
CL276 Medium Line-Lok® (5 colours)	8
CL277 and	
CL277 AN Hard Anodised Side Entry Racing Micros with Becket (Starboard)	6
CL278and	
CL278 AN Hard Anodised Side Entry Racing Micros with Becket (Port)	6
CL279 for Recycling Bags + Backplate + Screws	15
CL5001 Q-Lok	5
CL702 and	
CL702AN Hard Anodised Aluminium Boom Cleat	7
CL704 and	
CL704AN Hard Anodised Racing Junior Mk1 with Becket	7
CL708 Rivet-on Fitting for 6:1 Ratio	10
CL710 Twin Insert Cleat	11
CL712 Small Insert Cleat	11
CL715 Insert Cleat	11
CL716 Mini Insert Cleat	11
CL719 Trucker Hitch Cleat	14
CL802 Tapered Pad for CL204, CL222 and CL222AN	4
CL803 Tapered Pad for CL209, CL254 and CL254AN	12
CL804 Tapered Pad for CL219, CL219AN, CL237 and CL238	12
CL805 Tapered Pad for CL205, CL220, CL239 and CL240	13
CL806 Jiffy Tie	8
CL814 Keeper Accessory for CL203, CL211 Mk1, CL211 Mk1AN, CL217 Mk1, CL218 Mk1, CL236 and CL236AN	7
CL815 Keeper Accessory for CL211 Mk2, CL211 Mk2AN, CL211 Mk2/S2 and CL211 Mk2AN/S2	6
CL816 Cage for CL203, CL211 Mk1, CL211 Mk1AN, CL236 & CL236AN Requires CL814 Keeper	7
CL817 Cage for CL211 Mk2 & CL211 Mk2AN, Requires CL815 Keeper	6
CL818 Tapered Pad for CL203, CL211 Mk1, CL217 Mk1, CL218 Mk1, CL236, CL704 & CL704AN	7
CL819 Tapered Pad for CL211 Mk2, CL217 Mk2, CL218 Mk2 & CL211 Mk2/S2	6
CL823 Tapered Pad for all Micros Cleats	4&6
CL825CKC and CL825CKCAN Twin Training Cleats	6
CL826-XX Aero Cleats	9&10
CL827-XX Aero Cleats	9
CL828-XX Aero Cleats	9
CL829-11AN	10
CL830CKC and CL830CKCAN Cleats	6
CL832CKC and CL832CKCAN Cleats	6
CL833CKC and CL833CKCAN Cleats	7
CL834 Handle for CL253 Trapeze Cleat	5&8
PT230SSE Eye for CL230 and CL253	5
PT401 & PT401W Rigid Inflatable Boat Hook	14
PT402 & PT402W Shockcord Ball	14
PT403 T-Bar for Shockcord	14
PT404 Hook for Shockcord	14
PT405 and PT405W Hook Connector for Shockcord	14
PT406 Loop for use with CL279, PT413-1 & PT414-9	15
15PT414-9 Yellow rope for use with CL279, PT406, PT416-1 & PT417-1	15
PT416-1 Tube assembly for use with CL279, PT406 & PT414-9	15
PT417-1 Tube assembly for use with CL279, PT406 & PT414-9	15



## PERFORMANCE ROPE HOLDING

### Complementary ranges to satisfy all needs

**Marine grade nylon** cleats offer very good value for money, for both production builder and sailor alike. They are ideal for most applications where high loads or rope surges are not likely to be encountered. Nylon cleats are corrosion resistant and will last for many years outdoors.

**Aluminium cleats** are highly successful in providing a complete answer to rope burn. They are unaffected by the heat generated by a rope surging back through a cleat as well as being suitable for sub-zero temperatures. Corrosion resistance is good.

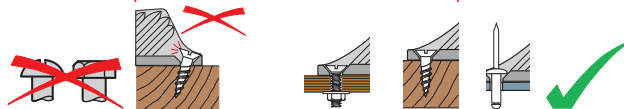
For extra protection from corrosion and a high tech appearance, all of our popular aluminium cleats are offered with a **hard anodised finish**.

Our research into cleat materials over the years has shown aluminium to be far better for high performance cleats than any polymer, irrespective of any fibre reinforcement or additive. These factors make aluminium cleats the best choice for demanding applications.

**Standard colours** are shown in the photographs but **special colours** are available to order. For example, white CL204 are supplied for window blinds.

Most cleats are provided with countersunk fixing holes. Countersunk (flathead) screws or bolts of the recommended size should be used; bolts being preferred. If using rivets with a powered fixing gun, make sure the pressure is not set too high. Fastenings must be entered straight so that the heads do not protrude to snag the rope. Several of the cleats have been designed with a groove in the base enabling them to be fitted to both flat and curved surfaces.

Clamcleat® rope cleats are not suitable for metal ropes.



Micros & Mini Cleats	mm Ø inch Ø	A	B	mm inch	mm Ø inch Ø	mm Ø Gauge	Gms Ozs
<b>Mini</b>							
CL204 (Nylon)	3 - 6 1/8-1/4	52 2 1/16	36 1 7/16	17 5/8	M4 #8	4.2 No8	9 0.3
<b>Racing Mini</b>							
CL222	3 - 6 1/8-1/4	48 1 7/8	36 1 7/16	15 19/32	M4 #8	4.2 No8	16 0.6
<b>Micros</b>							
CL274	1 - 4 3/64-5/32	33 1 5/16	24 1 5/16	13 1/2	M3 #4	3.0 No4	3 0.1
CL274W (Nylon)							
<b>Racing Micros</b>							
CL275	1 - 4 3/64-5/32	33 1 5/16	24 1 5/16	13 1/2	M3 #4	3.0 No4	7 0.25
CL275AN (Aluminium)							
<b>Tapered Pad for CL204 &amp; CL222</b>							
CL802 (Polypropylene)	-	57 2 1/4	-	21 13/16	M4 #8	4.2 No8	4 0.1
<b>Tapered Pad for CL274 &amp; CL275</b>							
CL823 (Polypropylene)	-	47 1 13/16	-	19 3/4	M3 #4	3.0 No4	4 0.15








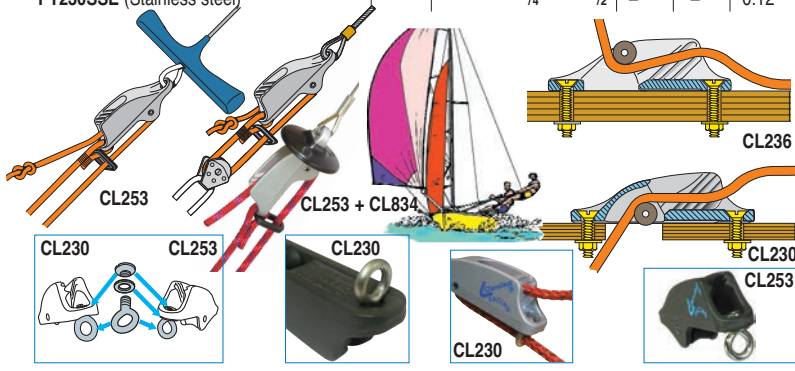
Fine Line Cleats	mm Ø inch Ø	A	B	mm inch	mm Ø inch Ø	mm Ø Gauge	Gms Ozs
<b>Fine Line (Starboard)</b>							
CL213 (Nylon)	2 - 5 1/16-3/16	70 2 3/4	49 1 15/16	21 13/16	M4 #8	4.2 No8	9 0.3
<b>Fine Line (Port)</b>							
CL214 (Nylon)	2 - 5 1/16-3/16	70 2 3/4	49 1 15/16	21 13/16	M4 #8	4.2 No8	9 0.3
<b>Racing Fine Line (Starboard)</b>							
CL258	3 - 6 1/8-1/4	70 2 3/4	49 1 15/16	21 13/16	M4 #8	4.2 No8	19 0.7
CL258AN (Aluminium)							
<b>Racing Fine Line (Port)</b>							
CL259	3 - 6 1/8-1/4	70 2 3/4	49 1 15/16	21 13/16	M4 #8	4.2 No8	19 0.7
CL259AN (Aluminium)							








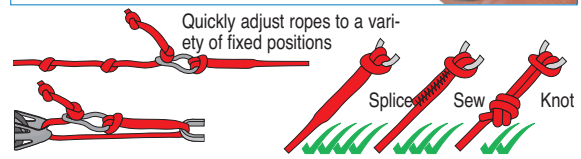
Auto-Release Cleat	mm Ø inch Ø	A	B	mm inch	mm Ø inch Ø	mm Ø Gauge	Gms Ozs
<b>Auto-Release Racing Mini</b>							
CL257 (Aluminium + Acetal)	4 - 6 3/16-1/4	68 2 5/8	36 1 13/32	24 7/8	4 5/32	4.2 No8	31 1.1






The cleat flips up to release the rope when a set load is exceeded. The CL257 is easily re-set or adjusted for different release loads, even out on the water.

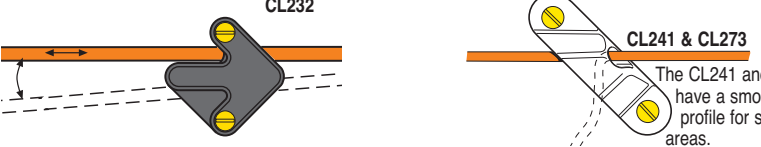

Roller Cleats					mm inch			
		mm Ø inch Ø	A	B				
Roller Fairlead White Junior CL203W/S1 (Nylon)	3 - 6 1/8-1/4	82 3 3/4	66 2 5/8	18 1 1/16	M4 #8	4.2 No8	17 0.6	
White Junior with Roller CL203W/S2 (Nylon)	3 - 6 1/8-1/4	82 3 3/4	66 2 5/8	18 1 1/16	M4 #8	4.2 No8	17 0.6	
Racing Junior Mk1 with Roller CL230	3 - 6 1/8-1/4	82 3 3/4	66 2 5/8	18 1 1/16	M5 #10	4.8 No10	35 1.2	
CL230AN (Aluminium)	3 - 6 1/8-1/4	82 3 3/4	66 2 5/8	18 1 1/16	M5 #10	4.8 No10	40 1.4	
Roller Fairlead Mk1 Racing Junior CL236	3 - 6 1/8-1/4	82 3 3/4	66 2 5/8	18 1 1/16	M5 #10	4.8 No10	46 1.6	
CL236AN (Aluminium)	3 - 6 1/8-1/4	82 3 3/4	66 2 5/8	18 1 1/16	M5 #10	4.8 No10	46 1.6	
Trapeze and Vang Cleat CL253	4 - 8 5/32-5/16	89 3 1/2	70 2 3/4	18 1 1/16	-	-	6.5 0.23	
CL253AN (Aluminium)	4 - 8 5/32-5/16	89 3 1/2	70 2 3/4	18 1 1/16	-	-	6.5 0.23	
Handle for CL253 Trapeze Cleat CL834 (Polypropylene)	-	-	-	50 1 31/32	-	-	6.5 0.23	
Eye for CL230 & CL253 PT230SSE (Stainless steel)	-	-	6 1/4	12 1/2	-	-	3.3 0.12	








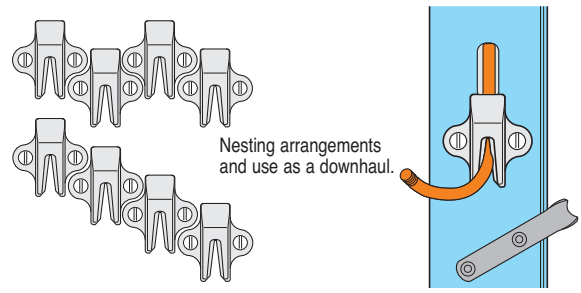
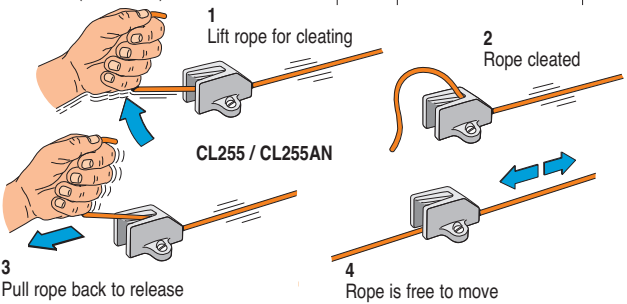
Q-Lok					mm inch			
		mm Ø inch Ø	A	B				
Q-Lok CL5001 (Stainless steel)	3 - 4 1/8-5/32	33 1 5/16	-	20 3/4	-	-	5 0.2	



Cub & Sail Line Cleats					mm inch			
		mm Ø inch Ø	A	B				
Cub Cleat CL232	3 - 6 1/8-1/4	46 1 13/16	35 1 3/8	46 1 13/16	M4 #8	4.2 No8	13 0.5	
CL232W (Nylon)	3 - 6 1/8-1/4	46 1 13/16	35 1 3/8	46 1 13/16	M4 #8	4.2 No8	13 0.5	
Racing Sail Line Cleat (Port) CL241	3 - 6 1/8-1/4	70 2 3/4	49 1 15/16	21 13/16	M4 #8	4.2 No8	16 0.6	
CL241AN (Aluminium)	3 - 6 1/8-1/4	70 2 3/4	49 1 15/16	21 13/16	M4 #8	4.2 No8	16 0.6	
Racing Sail Line Cleat (Starboard) CL273	3 - 6 1/8-1/4	70 2 3/4	49 1 15/16	21 13/16	M4 #8	4.2 No8	16 0.6	
CL273AN (Aluminium)	3 - 6 1/8-1/4	70 2 3/4	49 1 15/16	21 13/16	M4 #8	4.2 No8	16 0.6	



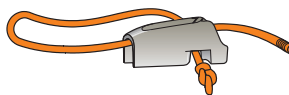
Omega Cleat					mm inch			
		mm Ø inch Ø	A	B				
Omega Cleat CL255	3 - 6 1/8-1/4	46 1 13/16	27 1 1/16	43 1 11/16	M4 #8	4.2 No8	28 1.0	
CL255AN (Aluminium)	3 - 6 1/8-1/4	46 1 13/16	27 1 1/16	43 1 11/16	M4 #8	4.2 No8	28 1.0	



## PERFORMANCE ROPE HOLDING



Fairlead cleats for ropes to 4mm (5/32")	mm Ø inch Ø	A	B	C	mm Ø inch Ø	mm Ø Gauge	Gms Ozs
<b>Micros</b>							
CL263	1 - 4	44	24	13	M3	3.0	4.8
CL263W (Nylon)	3/64-5/32	1 3/4	1 5/16	1/2	#4	No4	0.2
<b>Racing Micros</b>							
CL268	1 - 4	44	24	13	M3	3.0	13
CL268AN (Aluminium)	3/64-5/32	1 3/4	1 5/16	1/2	#4	No4	0.5
<b>Racing Micros with Becket</b>							
CL270	1 - 4	44	24	13	M3	3.0	14
CL270AN (Aluminium)	3/64-5/32	1 3/4	1 5/16	1/2	#4	No4	0.5
<b>Racing Micros Side entry (Starboard) with Becket CL277</b>							
CL277AN (Aluminium)	1 - 4	44	24	14	M3	3.0	12
CL277AN (Aluminium)	3/64-5/32	1 3/4	1 5/16	9/16	#4	No4	0.4
<b>Racing Micros Side entry (Port) with Becket CL278</b>							
CL278AN (Aluminium)	1 - 4	44	24	14	M3	3.0	12
CL278AN (Aluminium)	3/64-5/32	1 3/4	1 5/16	9/16	#4	No4	0.4
<b>Tapered Pad for all Micros cleats</b>		47	-	19	-	-	4
CL823 (Polypropylene)	-	1 19/16	-	3/4	-	-	0.15



Rigging for CL270, CL270AN, CL277, CL277AN, CL278 and CL278AN.

Riveting the CL211 Mk2 or CL263. Rivet gun spacers are available free of charge. Special long mandrel alloy rivets are also available for CL211 Mk2.



Fairlead cleats for ropes to 6mm (1/4")	mm Ø inch Ø	A	B	C	mm Ø inch Ø	mm Ø Gauge	Gms Ozs
<b>Racing Junior Mk2</b>							
CL211Mk2	3 - 6	55	27	16	M4	4.2	23
CL211Mk2 AN (Aluminium)	1/8-1/4	2 1/8	1 1/16	5/8	#8	No8	0.8
<b>Racing Junior Mk2 with Becket</b>							
CL211Mk2/S2	3 - 6	55	27	16	M4	4.2	23
CL211Mk2AN/S2 (Aluminium)	1/8-1/4	2 1/8	1 1/16	5/8	#8	No8	0.8
<b>Mk2 Nylon Junior</b>							
CL272	3 - 6	55	27	16	M4	4.2	10
CL272W	1/8-1/4	2 1/8	1 1/16	5/8	#8	No8	0.35

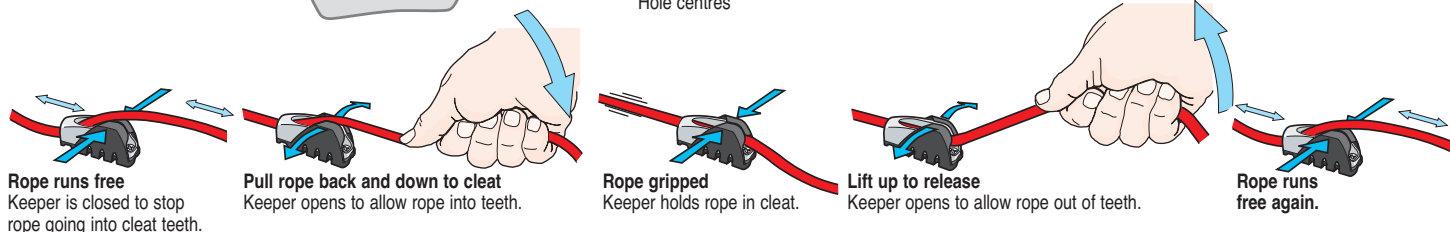
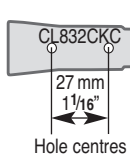
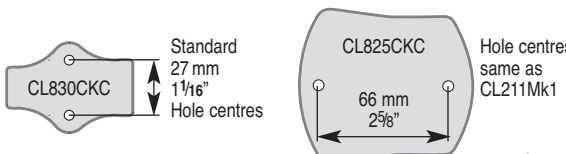
The AN suffix indicates a superior Hard Anodised finish.



CKC Cleats & Accessories CL815, CL817 & CL819	mm Ø inch Ø	mm Ø inch Ø	mm Ø Gauge	Gms Ozs
<b>Keeper CL815</b> (Acetal) for CL211Mk2, CL211Mk2AN, CL211Mk2/S2 & CL211Mk2AN/S2	4 5/32	M4 #8	4.2 No8	9 0.3
<b>Cage CL817</b> (Nylon & Stainless steel) for CL211Mk2, CL211Mk2AN Requires CL815 Keeper	4 5/32	M4 #8	-	23 0.8
<b>Tapered Pad CL819</b> (Polypropylene) for CL211Mk2, CL217Mk2, CL218Mk2 & CL211Mk2/S2	4 5/32	M4 #8	4.2 No8	8 0.3
<b>CKC Cleat CL211Mk2 X 2</b>	5 3/16	M5 #10	4.8 No10	150 5.3
CL825CKC				
CL825CKCAN				
CKC Cleat CL211Mk2				
CL830CKC	4 5/32	M4 #8	4.2 No8	62 2.2
CL830CKCAN				
CKC Cleat CL211Mk2				
CL832CKC	4 5/32	M4 #8	4.2 No8	51 1.8
CL832CKCAN				



Cages CL816 and CL817 with wear resistant stainless steel allow easy cleating at extreme angles.



Rope runs free  
Keeper is closed to stop rope going into cleat teeth.

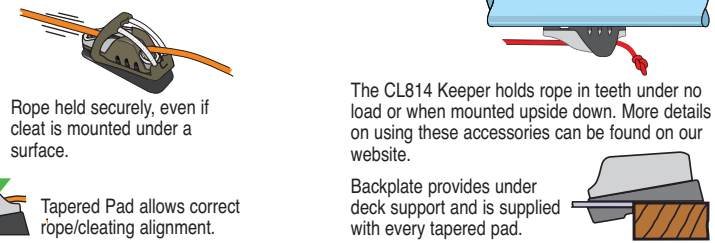
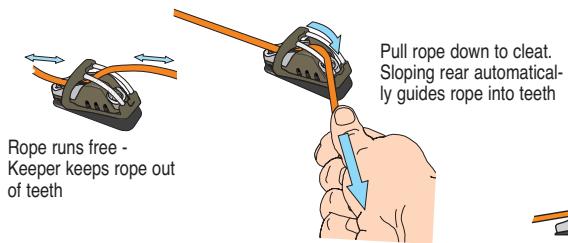
Pull rope back and down to cleat  
Keeper opens to allow rope into teeth.

Rope gripped  
Keeper holds rope in cleat.

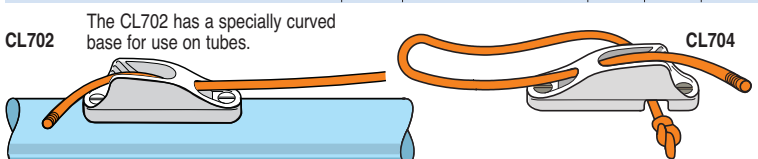
Lift up to release  
Keeper opens to allow rope out of teeth.

Rope runs free again.

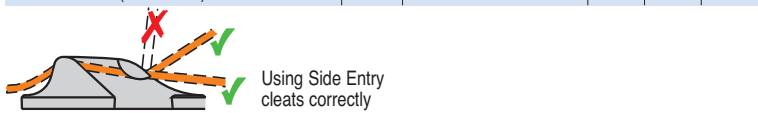
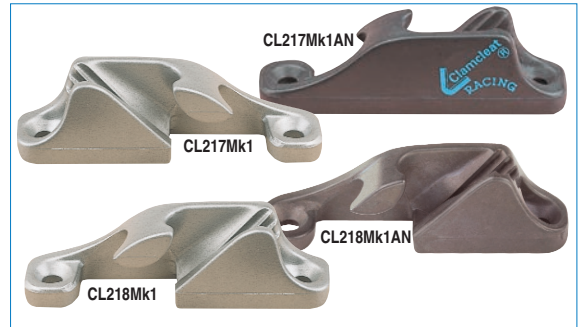
Accessories CL814, CL816 & CL818	mm Ø inch Ø	mm Ø inch Ø	mm Ø Gauge	Gms Ozs
<b>CL814 Keeper</b> (Acetal) for CL203, CL211Mk1, CL211Mk1AN, CL217Mk1, CL218Mk1, CL236 & CL236AN	4.8 3/16	M5 #10	4.8 No10	11 0.4
<b>CL816 Cage</b> (Nylon & Stainless steel) for CL203, CL203/S1, CL211Mk1, CL211Mk1AN, CL236 & AN <b>Requires CL814</b>	—	—	—	30 1.1
<b>CL818 Tapered Pad</b> (Polypropylene) for CL203, CL211Mk1, CL211Mk1AN, CL217Mk1, CL218Mk1, CL236 & AN, CL704 & CL704AN	4.8 3/16	M5 #10	4.8 No10	14 0.5
<b>CK Cleat</b> CL211Mk1+CL814+CL818	4.8 3/16	M5 #10	4.8 No10	76 2.7
<b>CL833CKC</b> <b>CL833CKCAN</b>	4.8 3/16	M5 #10	4.8 No10	76 2.7




Fairlead cleats for ropes to 6mm (1/4")	mm Ø inch Ø	A	B	C	mm Ø inch Ø	mm Ø Gauge	Gms Ozs
<b>Junior</b> <b>CL203</b> (Nylon)	3 - 6 1/8-1/4	82 3 1/4	66 2 5/8	18 1 1/16	M4 #8	4.2 No8	17 0.6
<b>Racing Junior Mk1</b> <b>CL211Mk1</b> <b>CL211Mk1AN</b> (Aluminium)	3 - 6 1/8-1/4	82 3 1/4	66 2 5/8	18 1 1/16	M5 #10	4.8 No10	34 1.2
<b>Boom Cleat</b> <b>CL702</b> <b>CL702AN</b> (Aluminium)	3 - 6 1/8-1/4	82 3 1/4	66 2 5/8	18 1 1/16	M5 #10	4.8 No10	36 1.3
<b>Boom Cleat with becket</b> <b>CL704</b> <b>CL704AN</b> (Aluminium)	3 - 6 1/8-1/4	82 3 1/4	66 2 5/8	18 1 1/16	M5 #10	4.8 No10	34 1.2



Side entry Cleats Mk1 for ropes to 6mm (1/4")	mm Ø inch Ø	A	B	C	mm Ø inch Ø	mm Ø Gauge	Gms Ozs
<b>Side entry (Starboard)</b> <b>CL217Mk1</b> <b>CL217Mk1AN</b> (Aluminium)	3 - 6 1/8-1/4	82 3 1/4	66 2 5/8	18 1 1/16	M5 #10	4.8 No10	32 1.2
<b>Side entry (Port)</b> <b>CL218Mk1</b> <b>CL218Mk1AN</b> (Aluminium)	3 - 6 1/8-1/4	82 3 1/4	66 2 5/8	18 1 1/16	M5 #10	4.8 No10	32 1.2



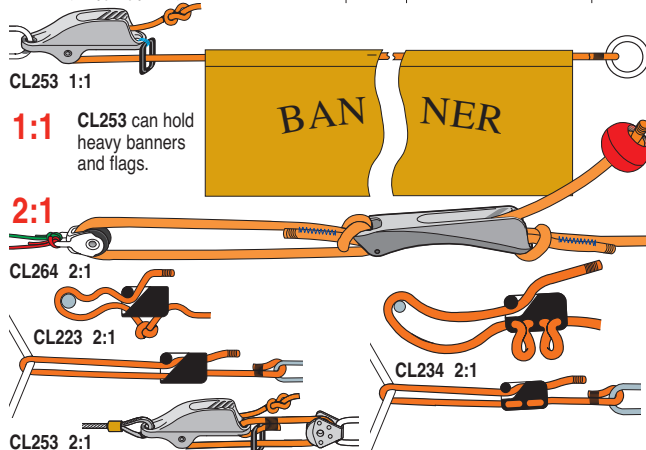
Side entry Cleats Mk2 for ropes to 6mm (1/4")	mm Ø inch Ø	A	B	C	mm Ø inch Ø	mm Ø Gauge	Gms Ozs
<b>Side entry (Starboard)</b> <b>CL217Mk2</b> <b>CL217Mk2AN</b> (Aluminium)	3 - 6 1/8-1/4	55 2 1/8	27 1 1/16	17 1 1/16	M4 #8	4.2 No8	24 0.8
<b>Side entry (Port)</b> <b>CL218Mk2</b> <b>CL218Mk2AN</b> (Aluminium)	3 - 6 1/8-1/4	55 2 1/8	27 1 1/16	17 1 1/16	M4 #8	4.2 No8	24 0.8



## PERFORMANCE ROPE HOLDING

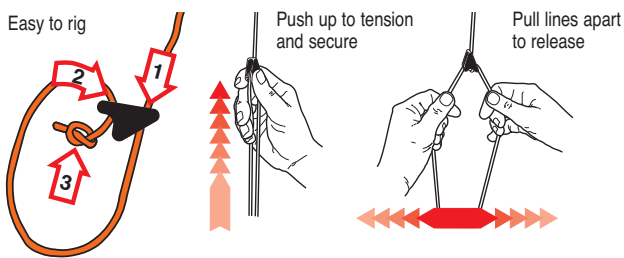


Cleats for Rigging on a Rope	mm Ø inch Ø	mm inch			Gms Ozs
		A	B	C	
<b>Loop Cleat</b>					
CL223	3 - 6	53	-	18	18
CL223W (Nylon)	1/8-1/4	2 1/16	-	1 1/16	0.7
<b>Racing Junior Mk1 with Roller</b>					
CL230	3 - 6	82	66	18	35
CL230AN (Aluminium)	1/8-1/4	3 1/4	2 5/8	1 1/16	1.2
<b>Fender/Large Loop Cleat</b>					
CL234	6 - 11	78	-	24	45
CL234W (Nylon)	1/4-7/16	3 1/16	-	1 5/16	1.6
<b>Trapeze and Vang Cleat</b>					
CL253	4 - 8	90	72	18	46
CL253AN (Aluminium)	5/32-5/16	3 9/16	2 13/16	1 1/16	1.6
<b>Cobra Cleat</b>					
CL264	4 - 6	117	-	23	47
CL264AN (Aluminium)	5/32-1/4	4 5/8	-	2 9/32	1.7
<b>Jiffy Tie</b>					
CL806 (Polypropylene)	4	42	-	21	4
	5/32	1 3/4	-	7/8	0.1
<b>Handle for CL253 Trapeze Cleat</b>					
CL834 (Polypropylene)	-	-	-	50	6.5
	-	-	-	1 31/32	0.23



Line-Lok standard colours :- Black, White, NATO Green, Khaki and Glow in the dark. Other colours are available in large quantities.




Line-Lok® Cleats for Rigging on a Rope	mm Ø inch Ø	mm inch			Gms Ozs
		A	B	C	
<b>Line-Lok®</b>					
CL260, CL260W, CL260NG, CL260K & CL260G (Nylon)	2 - 5	31	-	10	2.2
	1/16-3/16	1 1/4	-	3/8	0.08
<b>Mini Line-Lok®</b>					
CL266, CL266W, CL266NG, CL266K & CL266G (Nylon)	1 - 3	21.3	-	7	0.74
	3/64-1/8	27/32	-	5/32	0.03
<b>Large Line-Lok®</b>					
CL271, CL271W, CL271NG, CL271K, CL271G (Nylon)	4 - 8	67	-	23	28
	5/32-5/16	2 5/8	-	7/8	0.98
<b>Medium Line-Lok®</b>					
CL276, CL276W, CL276NG, CL276K, CL276G (Nylon)	3 - 6	47	-	17	9.6
	1/8-1/4	1 7/8	-	1 1/16	0.34

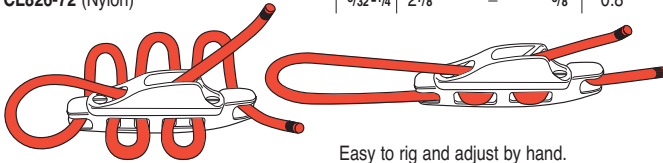


These Line Tensioners lock lines securely and are easy to release.

- Grips the line to resist being shaken loose - even in extreme conditions.
- Out performs all existing plastic guy runners.
- See [www.line-lok.com](http://www.line-lok.com)






Aero Cleats CL826	 mm Ø inch Ø	 A B C	mm inch	 Gms Ozs	
<b>Aero base + CL211Mk2</b>					
Racing Junior	4 - 6	73	—	16	35
<b>CL826-11 (Nylon &amp; Aluminium)</b>	5/32-1/4	27/8	—	5/8	1.2
<b>Aero base + CL211Mk2AN</b>					
Hard Anodised Racing Junior	4 - 6	73	—	16	35
<b>CL826-11AN (Nylon &amp; Aluminium)</b>	5/32-1/4	27/8	—	5/8	1.2
<b>Aero base + CL272Mk2</b>					
Nylon Junior	4 - 6	73	—	16	23
<b>CL826-72 (Nylon)</b>	5/32-1/4	27/8	—	5/8	0.8



Easy to rig and adjust by hand.



Aero Cleats CL827	 mm Ø inch Ø	 A B C	mm inch	 Gms Ozs	
<b>Aero base + CL203</b>					
Nylon Junior	4 - 6	112	—	19	43
<b>CL827-03 (Nylon)</b>	5/32-1/4	43/8	—	3/4	1.5
<b>Aero base + CL211Mk1</b>					
Racing Junior	4 - 6	112	—	19	62
<b>CL827-11 (Nylon &amp; Aluminium)</b>	5/32-1/4	43/8	—	3/4	2.2
<b>Aero base + CL211Mk1</b>					
Hard Anodised Racing Junior	4 - 6	112	—	19	62
<b>CL827-11AN (Nylon &amp; Aluminium)</b>	5/32-1/4	43/8	—	3/4	2.2
<b>Aero base + CL217Mk1</b>					
Side entry Racing Junior (Starboard)	4 - 6	112	—	19	59
<b>CL827-17 (Nylon &amp; Aluminium)</b>	5/32-1/4	43/8	—	3/4	2.1
<b>Aero base + CL217 Mk1 Hard Anodised</b>					
Side entry Racing Junior (Starboard)	4 - 6	112	—	19	59
<b>CL827-17AN (Nylon &amp; Aluminium)</b>	5/32-1/4	43/8	—	3/4	2.1
<b>Aero base + CL218Mk1</b>					
Side entry Racing Junior (Port)	4 - 6	112	—	19	59
<b>CL827-18 (Nylon &amp; Aluminium)</b>	5/32-1/4	43/8	—	3/4	2.1
<b>Aero base + CL218 Mk1 Hard Anodised</b>					
Side entry Racing Junior (Port)	4 - 6	112	—	19	59
<b>CL827-18AN (Nylon &amp; Aluminium)</b>	5/32-1/4	43/8	—	3/4	2.1
<b>Aero base + CL236</b>					
Roller Fairlead Racing Junior	4 - 6	112	—	19	69
<b>CL827-36 (Nylon &amp; Aluminium)</b>	5/32-1/4	43/8	—	3/4	2.4
<b>Aero base + CL236 Hard Anodised</b>					
Roller Fairlead Racing Junior	4 - 6	112	—	19	69
<b>CL827-36AN (Nylon &amp; Aluminium)</b>	5/32-1/4	43/8	—	3/4	2.4







Move cleat along the rope by hand. No tools required.



Side entry fairlead aids quick rigging and unrigging.

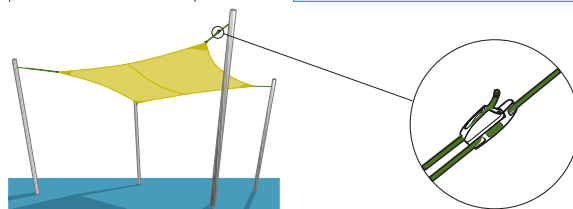
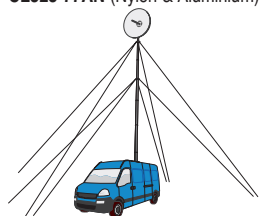
Use CL827-36, with roller fairlead, where rope forms a triangle.

Aero Cleats CL828	 mm Ø inch Ø	 A B C	mm inch	 Gms Ozs	
<b>Aero base + CL263</b>					
Nylon Micros	3 - 4	60	—	13	15
<b>CL828-63 (Nylon)</b>	1/8-5/32	23/8	—	1/2	0.5
<b>Aero base + CL268</b>					
Racing Micros	3 - 4	60	—	13	21
<b>CL828-68 (Nylon &amp; Aluminium)</b>	1/8-5/32	23/8	—	1/2	0.75
<b>Aero base + CL268</b>					
Hard Anodised Racing Micros	3 - 4	60	—	13	21
<b>CL828-68AN (Nylon &amp; Aluminium)</b>	1/8-5/32	23/8	—	1/2	0.75
<b>Aero base + CL270</b>					
Racing Micros with Becket	3 - 4	60	—	13	24
<b>CL828-70 (Nylon &amp; Aluminium)</b>	1/8-5/32	23/8	—	1/2	0.85
<b>Aero base + CL270 Hard Anodised</b>					
Racing Micros with Becket	3 - 4	60	—	13	24
<b>CL828-70AN (Nylon &amp; Aluminium)</b>	1/8-5/32	23/8	—	1/2	0.85
<b>Aero base + CL277</b>					
Side entry Racing Micros (Starboard)	3 - 4	60	—	13	23
<b>CL828-77 (Nylon &amp; Aluminium)</b>	1/8-5/32	23/8	—	1/2	0.8
<b>Aero base + CL277 Hard Anodised</b>					
Side entry Racing Micros (Starboard)	3 - 4	60	—	13	23
<b>CL828-77AN (Nylon &amp; Aluminium)</b>	1/8-5/32	23/8	—	1/2	0.8



CL828-70AN rig 2:1 or 4:1

CL828-77 can be rigged 2:1 or 4:1



See all the Aero cleats at [www.clamcleat.com/aero](http://www.clamcleat.com/aero)

## PERFORMANCE ROPE HOLDING



Kitesurfing Cleats	mm Ø inch Ø	mm inch			Gms Ozs
		A	B	C	
<b>Aero base + CL211Mk2AN</b>					
Racing Junior	4 - 6	73	—	16	35
<b>CL826-11AN</b> (Nylon & Aluminium)	5/32-1/4	27/8	—	5/8	1.2
<b>Aero base + CL211Mk2AN</b>					
Racing Junior	4 - 6	78	—	16	46
<b>CL829-11AN</b> (Nylon & Aluminium)	5/32-1/4	31/16	—	5/8	1.6
<b>Trapeze and Vang Cleat</b>					
CL253 (Aluminium)	4 - 8	89	72	18	46
<b>CL253AN</b> (Aluminium)	5/32-5/16	31/2	213/16	11/16	1.6
<b>Cobra Cleat</b>					
CL264 (Aluminium)	4 - 6	120	—	23	47
<b>CL264AN</b> (Aluminium)	5/32-1/4	423/32	—	29/32	1.7
<b>Racing Junior Mk2</b>					
<b>CL211Mk2 AN</b> (Aluminium)	3 - 6	55	27	17	23
	1/8-1/4	21/8	11/16	5/8	0.8



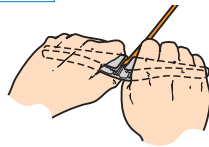
Power Grip Cleats	mm Ø inch Ø	mm inch			Gms Ozs
		A	B	C	
<b>Tug Cleat</b>					
CL249 (Aluminium)	3 - 6	92	—	17	52
	1/8-1/4	39/16	—	11/16	1.9
<b>Power Grip 1</b>					
CL261 (Aluminium)	3 - 6	95	—	17	52
	1/8-1/4	33/4	—	11/16	1.9
<b>Power Grip 2</b>					
CL262 (Aluminium)	3 - 6	189	—	17	70
	1/8-1/4	77/16	—	11/16	2.5



The **CL249** is used for tensioning traditional African drums.



The **CL261 Power Grip 1** for single handed use, allows you to pull twice the load.



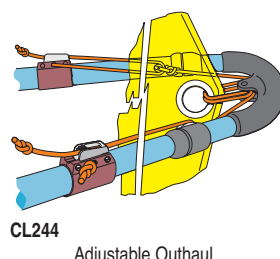
Use the **CL262 Power Grip 2** where even more pulling power and control is required. It is light, strong and easy to carry in your pocket.



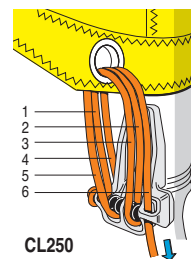
**No more sore hands!**



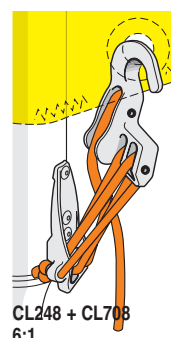
Windsurfing Cleats	mm Ø inch Ø	mm inch			mm Ø inch Ø	Gms Ozs
		A	B	C		
<b>Compact</b>						
<b>Twin Sheave Cleat</b>						
CL247 (Aluminium)	3 - 6	53	31	40	M5	40
	1/8-1/4	21/16	1 1/4	19/16	#10	1.4
<b>Cleat with Hook and 3 Sheaves</b>						
CL248 (Aluminium)	3 - 5	69	—	40	—	52
	1/8-3/16	23/4	—	19/16	—	1.8
<b>The Gap Closer</b>						
CL250 (Aluminium)	3 - 5	84	11+29	48	M5	43
	1/8-3/16	3 3/4	7/16+1 1/8	17/8	#10	1.6
<b>Trapeze and Vang Cleat</b>						
CL253 (Aluminium)	4 - 8	89	70	18	—	46
	5/32-5/16	3 1/2	2 3/4	1 1/16	—	1.6
<b>Rivet-on Fitting for 6:1 Ratio</b>						
CL708 (Aluminium)	3 - 5	83	11+29	37	M5	32
	1/8-3/16	3 3/4	7/16+1 1/8	17/16	#10	1.1
<b>Boom Cleat and Clamp</b>						
CL244 (Aluminium + Nylon)	3 - 6	58	—	—	—	32
	1/8-1/4	2 1/4	—	—	—	1.1



CL244 Adjustable Outhaul



CL250 6:1

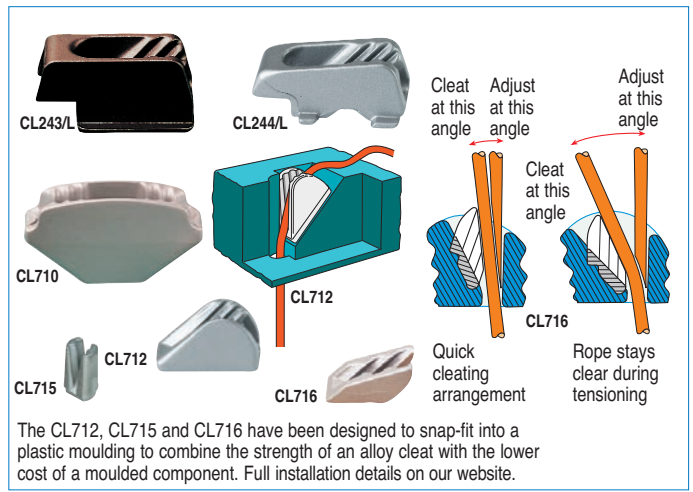


CL248 + CL708 6:1

Other sizes of clamp are also available for CL244 - See page 14.

The AN suffix indicates a superior Hard Anodised finish.

Insert Cleats	mm Ø inch Ø	mm inch			Gms Ozs
		A	B	C	
Insert Cleat with Fairlead CL243/L (Nylon)	3 - 6 1/8-1/4	42 1 21/32	-	22 7/8	10 0.4
Insert Cleat with Fairlead CL244/L (Aluminium)	3 - 5 1/8-3/16	42 1 21/32	-	22 7/8	18 0.6
Twin Insert Cleat CL710 (Aluminium)	3 - 6 1/8-1/4	48 1 7/8	-	13 1/2	18 0.6
Small Insert Cleat CL712 (Aluminium)	3 - 5 1/8-3/16	28 1 1/8	-	11 7/16	7 0.2
Insert Cleat CL715 (Aluminium)	3 - 5 1/8-3/16	9 3/8	-	12 7/16	3 0.1
Very Small Insert Cleat CL716 (Aluminium)	3 - 4 1/8-5/32	24 15/16	-	11 7/16	4 0.11



Sail Cleats	mm Ø inch Ø	mm inch			mm Ø inch Ø	Gms Ozs
		A	B	C		
Leech Line Cleat CL212 (Nylon)	2 - 5 1/16-3/16	70 2 3/4	49 1 15/16	21 13/16	4 5/32	9 0.3
Shield for CL212 CL212A (Nylon)	-	71 2 3/4	49 1 15/16	29 1 1/8	4 5/32	4 0.1
Backplate for CL212 CL212BP (Nylon)	-	70 2 3/4	49 1 15/16	21 13/16	-	2 0.08
Backplate Black for CL241AN, CL258AN, CL259AN & CL273AN CL212BP-B (Nylon)	-	70 2 3/4	49 1 15/16	21 13/16	-	2 0.08
Fine Line Cleat (Starboard) CL214W (Nylon)	2 - 5 1/16-3/16	70 2 3/4	49 1 15/16	21 13/16	4 5/32	9 0.3
Dinghy Leech Line Cleat CL221 (Nylon)	0 - 3 0-1/8	43 1 3/4	33 1 3/16	17 1 1/16	3 1/8	4 0.1
Sail Line Cleat CL233 (Nylon)	2 - 6 1/16-1/4	57 2 1/4	-	34 1 5/16	-	8 0.3
Backplate CL233BP (Nylon) for CL233	-	57 2 1/4	-	34 1 5/16	-	2 0.08
Racing Sail Line Cleat (Port) CL241+ PR CL241AN (Aluminium)	3 - 6 1/8-1/4	70 2 3/4	49 1 15/16	21 13/16	4 5/32	16 0.6
Racing Fine Line (Starboard) CL258 CL258AN (Aluminium)	3 - 6 1/8-1/4	70 2 3/4	49 1 15/16	21 13/16	4 5/32	19 0.7
Racing Fine Line (Port) CL259 CL259AN (Aluminium)	3 - 6 1/8-1/4	70 2 3/4	49 1 15/16	21 13/16	4 5/32	19 0.7
Sail Edge Cleat CL267 (Nylon + Aluminium)	2 - 4 1/16-5/32	50 2	-	37 1 7/16	4 5/32	12 0.42
Sail Edge Cleat CL269 (Nylon)	2 - 4 1/16-5/32	50 2	-	37 1 7/16	4 5/32	10 0.35
Racing Sail Line Cleat (Starboard) CL273 CL273AN (Aluminium)	3 - 6 1/8-1/4	70 2 3/4	49 1 15/16	21 13/16	4 5/32	16 0.6



**Alternative position for CL212 (or CL258) also CL214W and CL259.**

**CL221**  
The CL221 is supplied complete.

**CL233**

**CL267 & CL269**  
The CL267 is an alloy cleat inside a wrap-round nylon moulding. The CL269 is all nylon.

**CL267 and CL269** can be rivetted or sewn.

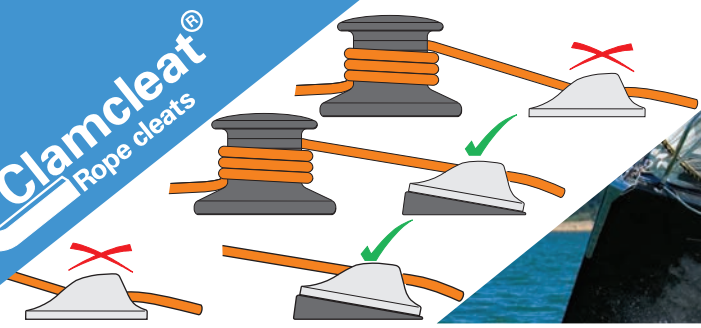
**CL241 & CL273** These also have alternative uses on rigid surfaces.





Most cleats can be sewn or rivetted. **Always sew cleats onto carbon sails.**

Most cleats are available with or without backplates and rivets.

The **CL212A** shield prevents the **CL212** and **CL258** snagging in shrouds or other parts of the rigging.

## PERFORMANCE ROPE HOLDING







Cleats for ropes to 8mm (5/16")		mm					
		inch	inch	inch			
<b>Midi</b> CL209 (Nylon)	4 - 8 5/32-5/16	73 27 7/8	55 2 1/8	19 3/4	M5 #10	4.8 No10	20 0.7
<b>Side-fixing Midi</b> CL215 (Nylon)	4 - 8 5/32-5/16	41 1 5/8	27 1 1/8	43 1 11/16	M5 #10	4.8 No10	14 0.5
<b>Midi with integral Fairlead</b> CL231 (Nylon)	4 - 8 5/32-5/16	88 3 7/16	54 2 1/8	22 7/8	M5 #10	4.8 No10	30 1.1
<b>Racing Midi</b> CL254 & CL254AN (Aluminium)	4 - 8 5/32-5/16	71 2 3/16	55 2 1/8	18 11/16	M5 #10	4.8 No10	38 1.3
<b>Tapered Pad for CL209, CL254 &amp; CL254AN</b> CL803 (Polypropylene)	-	79 3 1/8	-	24 1 5/16	M5 #10	4.8 No10	8 0.3


Tapered pads aid optimum rope alignment, especially when a fairlead would not be appropriate.



CL804 or CL805 Tapered Pads can aid optimum rope alignment.







Cleats for ropes to 10mm (3/8")		mm					
		inch	inch	inch			
<b>Horizontal</b> CL202 (Nylon)	6 - 10 1/4-3/8	74 2 5/16	51 2	79 3 1/8	M6 1/4	6.3 No14	64 2.3
<b>Lateral (Starboard)</b> CL206 (Nylon)	6 - 10 1/4-3/8	75 3	51 2	50 2	M6 1/4	6.3 No14	35 1.3
<b>Lateral (Port)</b> CL207 (Nylon)	6 - 10 1/4-3/8	75 3	51 2	50 2	M6 1/4	6.3 No14	35 1.3



One of the first non-marine uses for Clamcleat® rope cleats was to tension and secure safety slings used by electricity and telephone engineers when working up ladders leaning against poles.




The AN suffix indicates a superior Hard Anodised finish.


Cleats for ropes to 12mm (1/2")		mm					
		inch	inch	inch			
<b>Vertical</b> CL201 (Nylon)	6 - 12 1/4-1/2	95 3 3/4	72 2 13/16	28 1 1/8	M6 1/4	6 No14	43 1.5
<b>Racing Vertical</b> CL219 & CL219AN (Aluminium)	6 - 12 1/4-1/2	90 3 9/16	72 2 13/16	27 1 1/16	M6 1/4	6.3 No14	70 2.5
<b>Uncoated Racing Vertical</b> CL219VB (Aluminium)	6 - 12 1/4-1/2	90 3 9/16	72 2 13/16	27 1 1/16	M6 1/4	6.3 No14	70 2.5
<b>Vertical with Integral Fairlead</b> CL228 (Nylon)	6 - 12 1/4-1/2	114 4 1/2	72 2 13/16	30 1 3/16	M6 1/4	6.3 No14	68 2.4
<b>Tapered Pad for CL201, CL219, CL219AN, CL237 &amp; CL238</b> CL804 (Polypropylene)	-	103 4 1/16	-	34 1 3/8	M6 1/4	6.3 No14	18 0.6

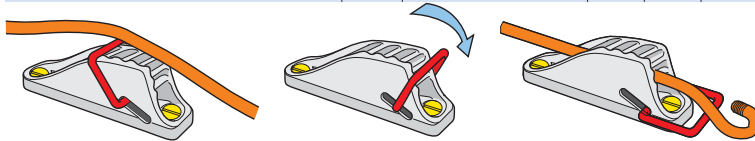



Our aluminium cleats are easily welded to provide a strong and permanent fixing. Where an alloy cleat needs to be fixed to an aluminium surface welding can be less expensive than drilling holes and bolting on a cleat. Applications include aluminium fishing boats and oil rigs.

Bollards for ropes to 16mm (5/8")		mm			mm Ø inch Ø	mm Ø Gauge	Gms Ozs
		A	B	C			
<b>Clam-Bollard CL208</b> (Nylon)	6 - 10 1/4 - 3/8	85 <sup>0</sup> 3 3/8	65 2 9/16		M6 1/4	6.3 No14	67 2.4
<b>Clam-Bollard Major CL210</b> (Nylon)	10 - 16 3/8 - 5/8	99 <sup>0</sup> 3 3/8	76 3		M8 5/16	8 No16	141 5.0




Spring-gate Cleats for ropes to 12mm (1/2")		mm			mm Ø inch Ø	mm Ø Gauge	Gms Ozs
		A	B	C			
<b>Vertical with Spring-gate CL237</b> (Nylon)	6 - 12 1/4 - 1/2	95 3 3/4	72 2 13/16	40 1 5/8	M6 1/4	6.3 No14	47 1.7
<b>Racing Vertical with Spring-gate CL238</b> (Aluminium)	6 - 12 1/4 - 1/2	90 3 9/16	72 2 13/16	40 1 5/8	M6 1/4	6.3 No14	75 2.6



Spring-gate Cleats for ropes to 16mm (5/8")		mm			mm Ø inch Ø	mm Ø Gauge	Gms Ozs
		A	B	C			
<b>Major with Spring-gate CL239</b> (Nylon)	10 - 16 3/8 - 5/8	122 4 13/16	95 3 3/4	49 2	M8 5/16	6.3 No14	88 3.2
<b>Racing Major with Spring-gate CL240</b> (Aluminium)	12 - 16 1/2 - 5/8	118 4 5/8	95 3 3/4	50 2	M8 5/16	6.3 No14	166 5.9



Cleats for ropes to 16mm (5/8")		mm			mm Ø inch Ø	mm Ø Gauge	Gms Ozs
		A	B	C			
<b>Major CL205</b> (Nylon)	10 - 16 3/8 - 5/8	122 4 13/16	95 3 3/4	36 1 7/16	M8 5/16	6.3 No14	85 3.0
<b>Racing Major CL220</b> (Aluminium)	12 - 16 1/2 - 5/8	118 4 5/8	95 3 3/4	37 1 1/2	M8 5/16	6.3 No14	163 5.7
<b>Uncoated Racing Major CL220</b> (Aluminium)	12 - 16 1/2 - 5/8	118 4 5/8	95 3 3/4	37 1 1/2	M8 5/16	6.3 No14	163 5.7
<b>Fairlead for CL205, CL220, CL239 &amp; CL240 CL2245</b> (Stainless Steel)	-	50 1 31/32	-	41 1 5/8	M8 5/16	6.3 No14	72 2.5
<b>Tapered Pad CL805</b> (Polypropylene)	-	131 5 1/8	-	45 1 3/4	M8 5/16	6.3 No14	35 1.2



The CL220VB and CL219VB, with uncoated finish, for welding to an aluminium substrate.



# PERFORMANCE ROPE HOLDING

Easy to use, can be fastened and released with one hand and operated from a distance.

Uses a single piece of rope.

Uses include aiding installation of machinery and heavy duty cables.



CL719

## Trucker Hitch Cleat

**Trucker Hitch Cleat**  
CL719 (Nylon)

An aerial cleat that rigs like the trucker's hitch / wagoner's hitch.

mm Ø inch Ø	A B C			mm inch	mm Ø inch Ø	mm Ø Gauge	Gms Ozs
	A	B	C				
5 - 7 3/16-9/32	139 5 1/16	-	28 1 7/16	-	-	-	73 2.6



## Shockcord products for ropes to 8mm (5/16")

**Rigid Inflatable Boat Hook**  
PT401 & PT401W (Acetal)

**Shockcord Ball**  
PT402 & PT402W (Polypropylene)

**T-Bar for shockcord**  
PT403 (High density polyethylene)

**Hook for shockcord**  
PT404 (High density polyethylene)

**Hook Connector for shockcord**  
PT405 & PT405W (Nylon)

mm Ø inch Ø	A B C			mm inch	mm Ø inch Ø	mm Ø Gauge	Gms Ozs
	A	B	C				
3 - 6 1/8-1/4	39 1 1/2	-	38 1 1/2	-	-	-	9 0.32
5 - 7 3/16-9/32	19 3/4	-	20 25/32	-	-	-	4 0.15
4 - 6 5/32-1/4	43 1 11/16	-	10 12/32	-	-	-	1.2 0.04
5 - 7 3/16-9/32	50 1 31/32	-	23 29/32	-	-	-	4 0.15
4 - 8 5/32-5/16	57 2 1/4	-	25 1	-	-	-	8.2 0.29



## Cleats for tubes to 43mm (1 11/16")<sup>Ø</sup>

**Cleat and integral Clamp**  
CL235 (Nylon)

**Boom Cleat and Clamp**  
CL243/S5 (Nylon)

**Boom Cleat and Clamp**  
CL244+CL105 (Aluminium & Nylon)

**Boom Cleat and Clamp**  
CL244+CL111 (Aluminium & Nylon)

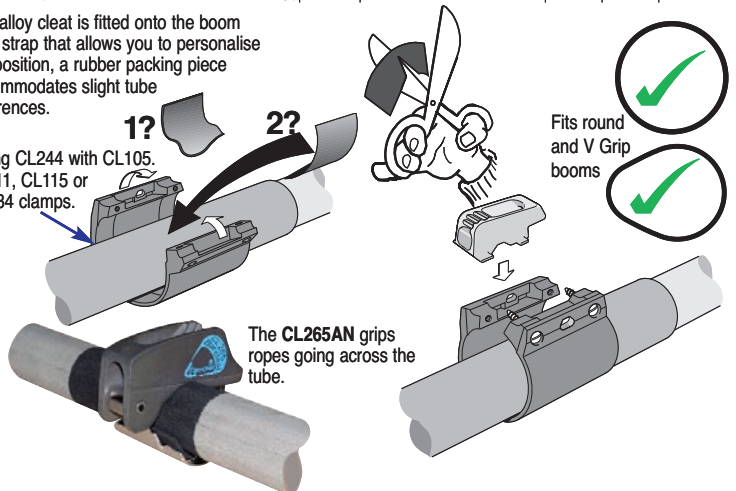
**Boom Cleat and Clamp**  
CL244+CL115 (Aluminium & Nylon)

**Boom Cleat and Clamp**  
CL244+CL134 (Aluminium & Nylon)

**Bar Cleat**  
CL265  
CL265AN (Aluminium & Stainless Steel Clamp)

The alloy cleat is fitted onto the boom by a strap that allows you to personalise the position, a rubber packing piece accommodates slight tube differences.

Fitting CL244 with CL105, CL111, CL115 or CL134 clamps.

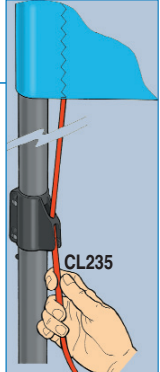


Fits round and V Grip booms

The CL265AN grips ropes going across the tube.



CL243+CL072



CL235

Cleat for underground recycling bags

mm Ø inch Ø	A B C			mm inch	Gms Ozs
	A	B	C		

Cleat for Recycling bag  
CL279 (Nylon)


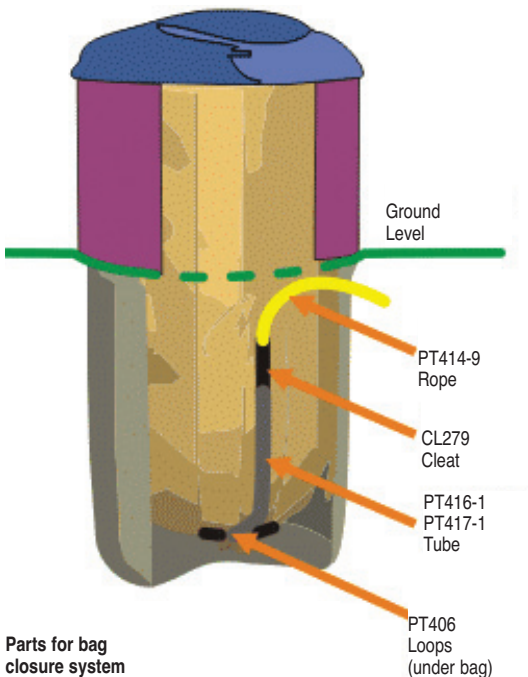
10 3/8	198 7 3/4	95 3 3/4	55 2 1/8	250 9.0
-----------	--------------	-------------	-------------	------------

This cleat is used for the control rope on semi-buried recycling bag systems, also known as deep collection containers. Supplied complete with backplate and stainless steel M6 fastenings. The fabric of the bag is firmly gripped between the cleat base and backplate.

Ideal for use with our PT414-9 rope, PT413-1 tube and PT406 loops.

See below.

We can supply the fabric bags, please contact us.



Accessories for recycling bags

mm Ø inch Ø	A B C			mm inch	Gms Ozs
	A	B	C		
—	148 5 13/16	—	93 3 5/8	95 3.4	
8-11 5/16-7/16	1010 40	—	—	410 14	
8-11 5/16-7/16	1010 40	—	—	910 32	
6-10 1/4-3/8	8000 312	—	10 3/8	—	

**PT406** - Loop for use with CL279 Refuse bag cleat

This rope guide loop is used on semi-buried recycling bag systems.

Requires M5 x 30 caphead screw and M5 nut. Please ask if you would like us to supply these.

**PT416-1** - Heavy duty tube assembly. Fibre reinforced plastic hose with end fittings. Totally weather proof. Suitable for sub-zero temperatures. Minimum inside diameter 13mm (1/2").

**PT417-1** - Extra heavy duty tube assembly. Steel reinforced synthetic rubber hose with end fittings. Can also be used as a handle. Suitable for sub-zero temperatures. Minimum inside diameter 13mm (1/2").

PT416-1 and PT417-1 hoses are designed for use with our CL279 cleat, PT414-9 rope and PT406 loop.

**PT414-9** - Yellow rope, with an eye on one end. Overall length 8.1 - 8.15 metres (26 ft). Diameter 10mm (3/8"). 3 strand core with eight plait braided cover.

We specially designed this rope for use with our CL279 cleat. It is strong with low friction and abrasion resistance. The spliced eye has a protective sleeve and is the correct size for use with our PT406 loop.





## Performance cleating for control lines



Our cleats can be used in a variety of additional applications, marine or industrial more of which can be found on [www.clamcleat.com](http://www.clamcleat.com).

Catalogue 20  
Printed in England



Clamcleats Limited  
Watchmead  
Welwyn Garden City  
Hertfordshire AL7 1AP  
England

Telephone +44 (0)1707 330101  
Fax +44 (0)1707 321269  
e-mail [sales@clamcleat.com](mailto:sales@clamcleat.com)  
[www.clamcleat.com](http://www.clamcleat.com)